



## 2005 PAS Annual Meeting Attendance

**4,899**

Domestic Attendees

**936**

Non U.S. Attendees


**5,892**

Non-Exhibitor Attendees

### Annual Meeting Demographics: Attendance


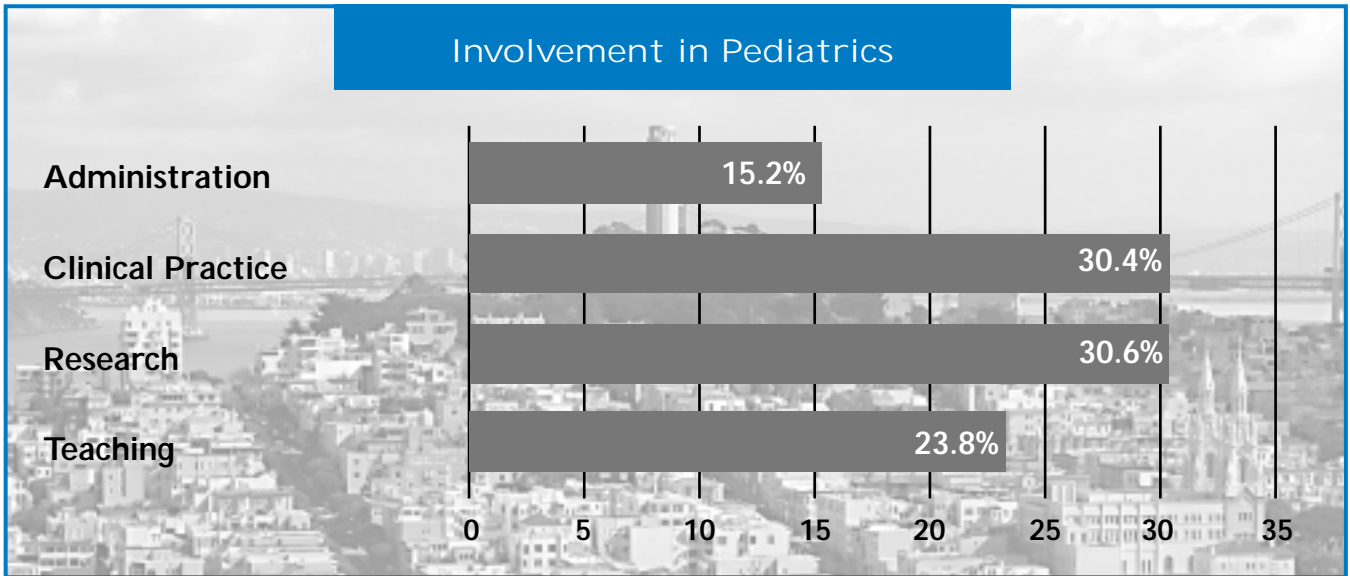
	2005	2004	2003	2002
Members/Guests	4,199	4,349	3,878	3,522
Trainees	1,510	1,341	1,126	1,143
Allied Health Professionals	183	172	159	137
Exhibitor Staff	846	781	689	739
Family	342	269	237	185

### Affiliate Meeting Attendance



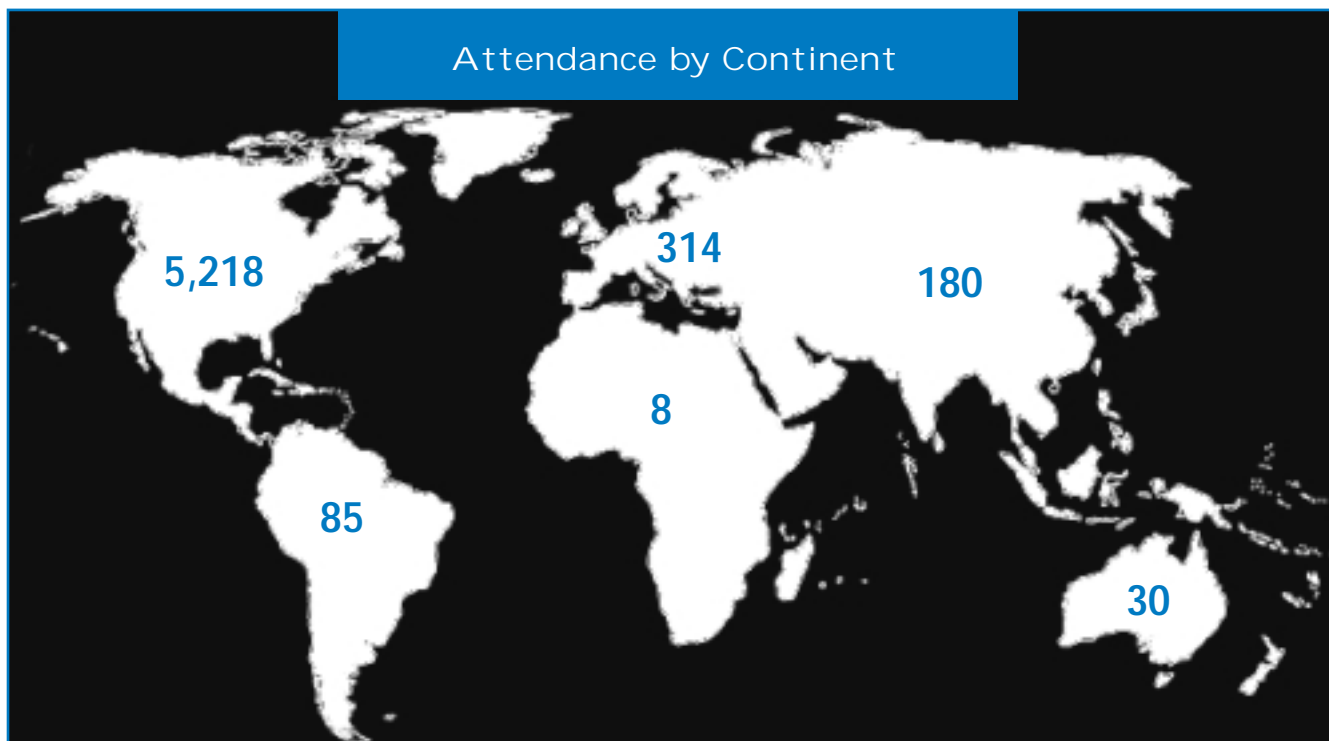
Photos courtesy of the San Francisco Convention and Visitors Bureau

# Profile of PAS Attendees



Photos courtesy of the San Francisco Convention and Visitors Bureau

### Attendance by Continent



### Previous PAS Meeting Attendance

40.8%	Three (3) Meetings in Three Previous Years	2004, 2003 and 2002	40.8%
22.6%	Two (2) Meetings in Three Previous Years	2004 and 2003	10.9%
		2004 and 2002	4.4%
		2003 and 2002	7.3%
36.6%	One (1) Meeting in Three Previous Years	2004 only	20.1%
		2003 only	7.1%
		2002 only	9.4%

Photo courtesy of the San Francisco Convention and Visitors Bureau