



PAS 2021 VIRTUAL

Phase I: April 30 – May 4 • Phase II: May 10 – June 4

NOTE TO PRESENTERS: Did you receive multiple login credentials? If so, you are both a presenter, moderator, or chair as well as an attendee at PAS. Below helps explain the two different credential logins you have been given.

VIRTUAL PLATFORM LOGIN CREDENTIALS (For Full Access Pass Holders Only) - Use the full access pass link to access the virtual attendee platform. In the attendee platform, you will be able to view the conference agenda and build out your schedule; access live meeting links when the meeting begins, and view all content when un-embargoed on April 28, 2021. If you're a presenter, you will receive information on joining your day of sessions closer to the meeting.

PAS PRESENTATION MANAGEMENT PORTAL – CadmiumCD Education & Poster Harvester credentials are used by presenters/chairs to complete presenter tasks.

Quick Tips and Tricks for utilizing the online program guide:

- All times are listed in Central Time Zone.
- The left-hand navigation bar is the fastest way to locate all sessions, oral abstracts, and e-Posters. Scrolling over each heading will show you the filtering options.
 - Search by Session Type: Scroll over All Sessions + Browse by Session Type
 - Search by Track: Scroll over All Sessions + Browse by Track
 - Search by Day: Scroll over All Sessions + Browse by Day
 - Search by Speaker: Scroll over People >> Presenters, Poster Presenters, Attendees
- Click the corresponding star to add the session to your schedule. This will appear on your "My Experience" page. The Universal Search bar, located at the top right hand of the page, is the quickest way to search. For example, enter a portion of a session, presentation title, or presenter name. Pay close attention to the tabs at the top of the search results: Presentations, Speakers, Posters, Poster Presenters, Users, Exhibitors. You must click the appropriate tab to access the information. A search may return (0) presentations but (5) posters, so make sure you look across all tabs!

UNIVERSAL SEARCH

Presentations (98)

Speakers (2)

Posters (99)

Poster Presenters (1)

Users (0)

Exhibitors (7)

- **Printing Options:** If you have a list of sessions you would like to print, add them to your schedule by starring. Click on your name at the top of the right-hand corner and select "My Schedule." This will create a page of all your favorite items/your schedule, and you can control P to print as a PDF or physically print. Printing the full program guide is not an available option.

An in-depth look at the Virtual Platform:

Finding a Session, Presentation, e-Poster, or Presenter

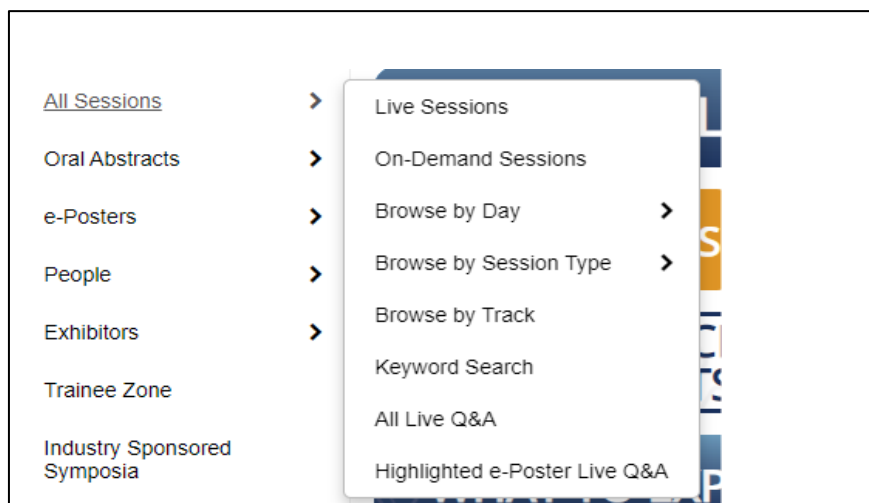
Now that you have access to the PAS 2021 Virtual Conference, you can review the sessions and create your custom agenda by favoriting sessions. Please note all published conference times are listed in Central Time.

If you are looking for a specific session, oral abstract, topic, presenter, or e-Poster, the easiest way to complete your search is using the Universal Search Bar found at the top of your browser window. To filter results, use the “Presentations”, “Speakers”, “Posters”, “Poster Presenters”, “Users”, “Exhibitors” tabs at the top. You must click the corresponding tab to access the information.



To browse sessions, use the navigation menu on the left side of your web browser window to explore topics.

- Search by Session Type: Scroll over All Sessions + Browse by Session Type
- Search by Track: Scroll over All Sessions + Browse by Track
- Search by Day: Scroll over All Sessions + Browse by Day
- Search by Speaker: Scroll over People + Presenters



Marking your Favorites

Once you find a session, presentation, or e-Poster that you would like to favorite, you will be able to do so by clicking on the star to the right of the session name. Once it turns yellow you have favorited the session. Starring a session will add it to your schedule, which is in the “My Experience” page or by clicking the “My Schedule” under the login link at the top of the page.

Friday, April 30, 2021

9:00 AM – 4:00 PM US CT

PAS Ethics Course for Fellows and Junior Faculty: Ethical Principles



Foundational to Medical Professionalism  

Chair: John Lantos, MD – U Missouri-KC

Education Pathway

Core Curriculum for Fellows

Clinical Bioethics

Career Development Pathway

Academic and Research Skills

Viewing Sessions

When a session is live, a button to join will appear. Some sessions will be hosted in Zoom, so it is recommended that you set up a Zoom account if you don't already have one and download the Zoom Desktop App using the link provided below. To optimize your experience, we suggest making sure you have the latest version of Zoom.

Zoom Desktop App Download

Live Session Q&A

- All Live Sessions will have a corresponding button to join when it begins.
- Live Sessions will have a Question tab.
- Live attendees have the option to upvote questions; the most popular questions will be asked by the moderator.

On Demand Q&A and Comments

- All On-Demand sessions have a corresponding Q&A tab for each presentation. Enter your questions here after viewing a presentation on-demand. Presenters will be reviewing this area through June 4, 2021.
- All On-Demand sessions have a corresponding Live Q&A time. The Q&A time will show on the session pop up. Post your question in the Q&A tab when you are viewing the On-Demand session and it will be moved to the Live Q&A question tab when that session launches. This means any questions you list in the On-Demand Q&A tab could be selected by the moderator to be answered during the live Q&A.

Exhibit Hall and Hours

Visit the exhibit hall from Friday, April 1, 2021 - January 31, 2021. Virtual booths will be staffed with personnel May 1 - 4, 2021, during which time you'll be able to chat with a representative or connect automatically via video chat from 12:00 PM - 1:00 PM CT.

My Experience

Use My Experience to see what you have favorited, what exhibitors you are interested in and a full review of your interactions in the platform.

Networking

You will be able to view other attendees' profiles and chat with them directly. You will also be able to interact with colleagues during the live Q&A sessions. By sharing your contact information, your profile will appear on the attendee list under your name. If you plan on networking with other attendees, you must select "yes" below on the networking options when setting up your profile.

Your Networking Options

Share your profile publicly? *

By sharing your contact information, your profile will appear on the attendee list under your name. If you plan on networking with other attendees you must select "yes" below. Exhibitors will also have access to your profile if you interact with them by viewing their content.

Yes | ▾


Changing the language


Near the bottom of the left navigation panel, you can select the language CadmiumCD platform will be displayed in. Please note this will not affect the video presentations. All sessions, presentations and e-Posters will be offered in English only.


English ▾
Powered by 





ICON LEGEND

 This session is not in your schedule.

 This session is in your schedule. Click again to remove it.

 e-Poster with Chat Q&A

 Highlighted e-Poster with Live Q&A

 Live Session

 On-Demand with Live Q&A

 Pre-Con Ticketed Event

Questions?

Access the support button below found in the right-hand corner of the virtual platform screen to connect to a support specialist. This will be active closer to meeting.

